



State of the Nation Study: K-12 Online Learning in Canada

**Michael K. Barbour
Sacred Heart University**

October 2008

**A Snapshot
State of the Nation Study:
K-12 Online Learning in Canada**



Written by
Michael K. Barbour, Wayne State University
Robin Stewart, Chatham Kent Public Library



**State of the Nation:
K-12 Online Learning
in Canada**



Written by
Michael K. Barbour,
Wayne State University



**State of the Nation:
K-12 Online Learning in Canada**




Written by
Michael K. Barbour,
Wayne State University



**State of the Nation:
K-12 Online Learning in Canada**



Written by
Michael K. Barbour,
Wayne State University

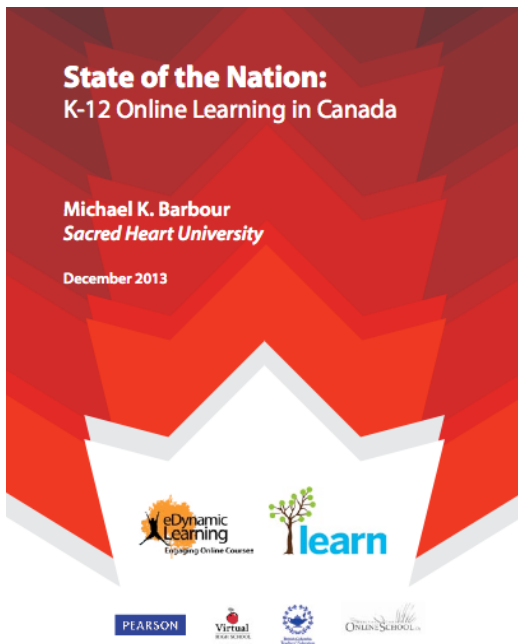


October 2012

**State of the Nation:
K-12 Online Learning in Canada**




Written by
Michael K. Barbour,
Wayne State University
Published by
Open School BC





OPEN SCHOOL BC



British Columbia
Teachers' Federation



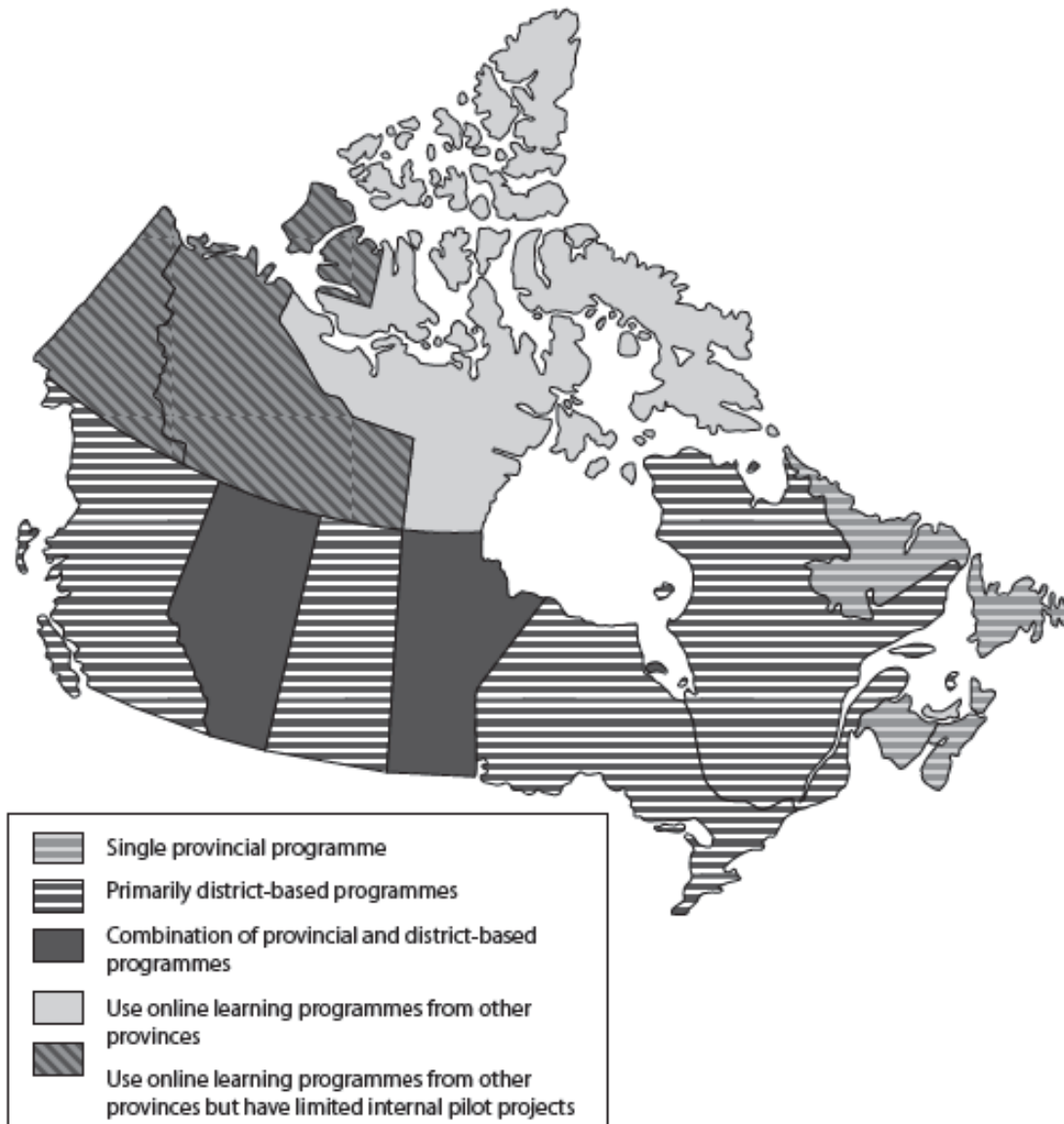
PEARSON



Methodology

Jurisdiction	2008	2009	2010	2011	2012	2013
NL	KS / DA	MoE / DA	DA	MoE	DA	MoE / DA
NS	DA	MoE / DA	MoE / DA	MoE / DA	MoE / DA	MoE
PE	DA	KS / DA	MoE	MoE	MoE	MoE
NB	DA	MoE / DA	MoE	MoE / DA	MoE	MoE
QC	KS	KS / DA	MoE / KS	MoE / KS	MoE / KS	MoE / KS
ON	KS / DA	KS / DA	KS / DA	MoE / DA	MoE / DA	MoE / KS
MB	KS	MoE / DA	MoE	MoE	MoE	MoE
SK	KS / DA	MoE	MoE	MoE / KS	MoE / KS	MoE / KS
AB	DA	KS / DA	KS / DA	MoE	MoE / DA	MoE / DA
BC	MoE / DA	MoE / DA	MoE	MoE	MoE	MoE
YT	DA	KS / DA	MoE / DA	MoE	MoE	MoE
NT	DA	MoE / DA	DA	MoE	MoE	MoE
NU	DA	MoE	MoE	MoE	MoE	MoE
Federal	-	-	-	-	-	AANDC / KS / DA

National Overview - Activity



National Overview - Activity

Jurisdiction	Number of Programmes
NL	1
NS	2
PE	0
NB	2
QC	3
ON	82
MB	38
SK	21
AB	21
BC	74
YT	1
NT	1
NU	0
Federal	5
<i>Total</i>	251

National Overview - Activity

Year	# of distance education students	% of students engaged in distance education
1999-2000	~25,000	0.5%
2008-09	~140,000	2.7%
2009-10	150,000-175,000	2.9%-3.4%
2010-11	207,096	4.2%
2011-12	245,252	4.9%
2012-13	284,963	5.2%

National Overview - Activity

Jurisdiction	# of K-12 students	# enroled in distance education	Percent involvement
NL	67,604	1,232	1.8%
NS	128,131	~2,550	2.0%
PE	20,406	62	0.3%
NB	101,079	~2,250	2.2%
QC	1,306,848	39,618	3.0%
ON	2,051,865	76,337	3.7%
MB	195,152	11,351	5.8%
SK	169,939	~8,000*	4.7%
AB	616,375	63,238	10.3%
BC	638,835	78,168	12.2%
YT	5,122	74	1.4%
NT	8,300	267	3.2%
NU	9,074	11	0.1%
Federal	138,400	1,805	0.1%
<i>Total</i>	<i>5,456,800</i>	<i>284,963</i>	<i>5.2%</i>

National Overview - Regulations

1. Legislative language to specifically govern DE
 - NS, BC
2. Policy handbooks outlining regulation to participate in DE
 - NB, ON, MB
3. Individual agreements with DE programs
 - PE, ON, BC, YK, NT, NV, Federal (some)
4. None
 - NL, QC, SK

Trends

1. K–12 distance education continues to grow each year.
2. Better data collection is needed to be able to understand the exact level of K–12 distance education.
3. Unions continue to remain cautiously supportive of K–12 distance education.
4. More research is required into the design, delivery and support of K–12 distance education to help policy makers make better informed regulatory decisions

Federal Programs

5.1 Federal Government

Pop: 1,400,685

K-12 Schools: 2,230

K-12 Students: 138,400

of K-12 DE Programmes: 5

of K-12 DE Students: 1,805+



Federal Programs



Ontario

<http://www.amoskeyjr.com>

- began in 2008
- went from 8 to over 30 courses
 - several Native language courses

Federal Programs



CREDENDA
COURAGE • LOVE • RESPECT

Saskatchewan

<http://www.credenda.net>

- began in 2005-06
- delivered 4,922 courses to First Nations students
- 76% retention rate
- 72% success rate

Federal Programs

Ontario

<http://kihs.knet.ca>



- began in 1999
- servicing 13 partner communities (10 “fly in”)
- ~70% retention rates
- 70 graduates since 2005

Federal Programs



Alberta

<http://www.sccyber.net>

- began in 2000
- completion rates of 70%+
- graduation rates of 80%

Federal Programs



Wapaskwa
virtual collegiate

Manitoba

<http://www.wapaskwa.ca>

- began in 2009
- partnership with 48 First Nations
- ~90% pass rate

The Director's Cut on 21st Century Learning

Home

Friday, March 14, 2014

eLearning Funding from AANDC in Jeopardy across Canada: Inequity all Around, and Students will Lose!



I wrote this recently for the *the Nation: K-12 Learning in Canada*. Michael K... December 2013... with developments AANDC, that the was right to blo

this today

paNOW.com
Prince Albert. RIGHT NOW!

MAKE PANOW MY HOMEPAGE

NEWS

BUSINESS

ENTERTAINMENT

MEDIA

SPORTS

COMMUNITY

FREE CLASSIFIEDS

Exclusive: Virtual school at risk to close

Submitted on March 28, 2014 - 5:24pm



By Nigel Maxwell
paNOW Staff

paNOW has learned Credenda may be shutting down this year, unless school officials can find alternate means of funding.


Federal funding will run out in June. The school receives \$1.4 million each year. Since 2005, more than \$12 million has been invested into the school.

<http://virtualschool.wikispaces.com/canada/>



Your Questions and Comments





Michael K. Barbour

Director of Doctoral Studies
Sacred Heart University, USA
mkbarbour@gmail.com
<http://www.michaelbarbour.com>